

If you have any questions, please contact me at [jamie@teachmommyteach.com](mailto:jamie@teachmommyteach.com)

Thank you for downloading!

You May:

- use these resources in your own home or classroom for non-commercial use.
- print as many copies as you would like.
- share the website link, <https://teachmommyteach.com/>, where this printable can be found, so that others can download the file.

You May NOT:

- sell, give away, or share a printed copy. Each person should download separately and print.
- print out a copy for multiple teachers, as in an entire school, co-op, or other group. Each teacher should download separately and print.
- link directly to the pdf. Instead, link to the page on <https://teachmommyteach.com/> or <https://teacherspayteacher.com/> where you found the download.
- claim this or any part of this printable as your own.
- alter this printable and claim it as your own.
- host any of the files on your personal or other websites that can be shared with others.
- Upload this resource to any file sharing sites

Credits!! Thank you Speaking of Images and Open Clipart!



<https://www.teacherspayteachers.com/Store/Speaking-Of-Images>



<https://openclipart.org/>

# Set 5 Book 6: The Visit

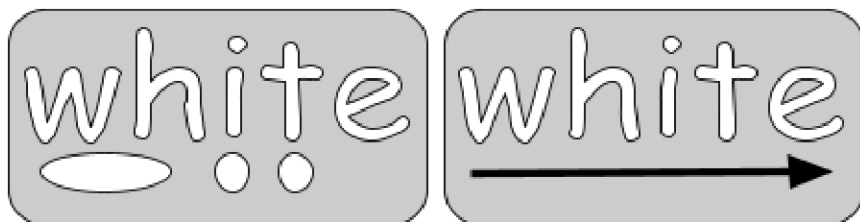
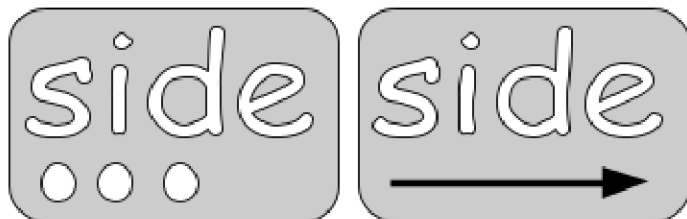

## Pre-Reading Worksheets

Your child will review the long vowel-consonant-silent e rule, silent e rule in singular words that end in s rule, the OA digraph, and the u(ew)-consonant-silent e rule.

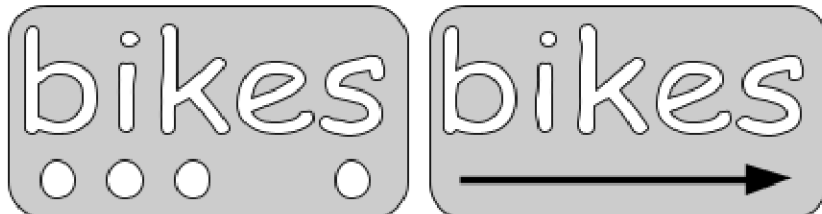

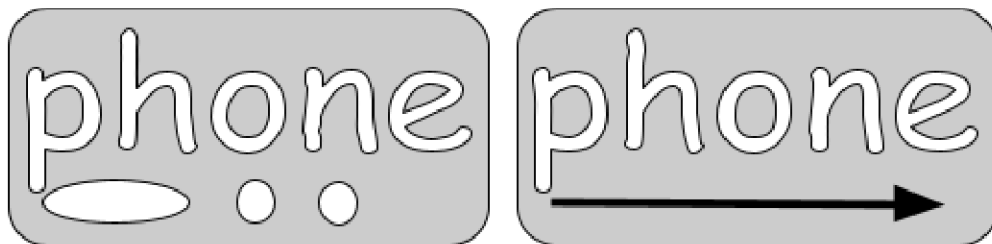
Name: \_\_\_\_\_

The vowels are **A, E, I, O,** and **U.** All of the other letters are consonants. When a word follows a **vowel-consonant-letter E** pattern, the **vowel** will represent a **long vowel sound** and the **e** will be silent.

Practice reading the following long vowel-consonant-silent e words.




The letters **ph** represent the **f** sound.



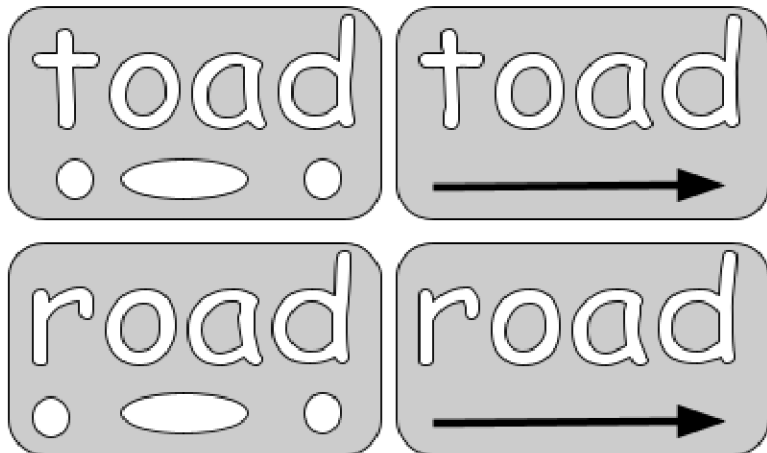
Name: \_\_\_\_\_

Singular words that end with **s** add a silent **e**, so that word is not confused with a plural word.

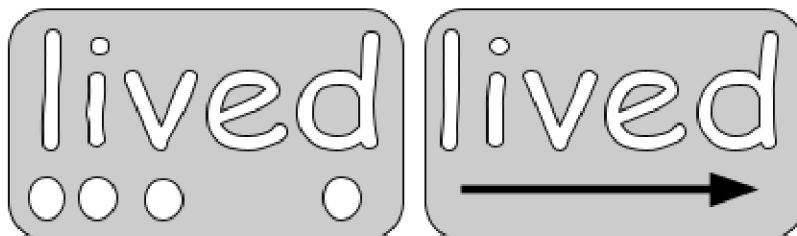
Practice reading the following singular words that end with an **se**.



**OA** represents the **long o** sound. Practice reading the following words.




Some words that have a vowel-consonant-silent **e** pattern do not have a long vowel sound. The following word does not. Sound the word out.




Name: \_\_\_\_\_

**U-consonant-silent e** words can be tricky because the **U** can represent two sounds. It can represent the **long u sound** or the **ew sound**. Practice saying the 2 sounds that the **U** can represent.



Which sound does the **U** in this word represent?



Read the following sentences.

A mouse lost his phone. The mouse was in a tizzy.

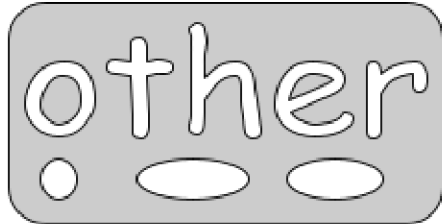
"I can help you find your phone. I will call you," said a toad.

A tune played.

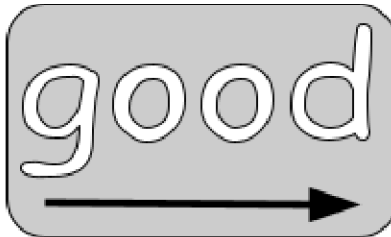
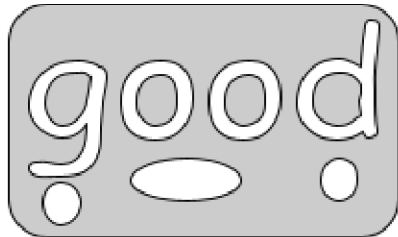
"That is my phone!" said mouse. "Thank you, Toad!"

Name: \_\_\_\_\_

Practice reading the following words. If you are struggling, ask an adult to review the phonics rules for the word.



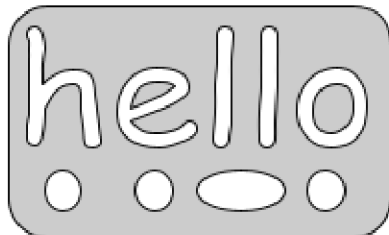
(schwa, th digraph, er digraph)



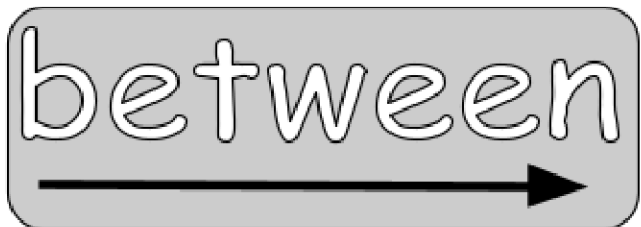
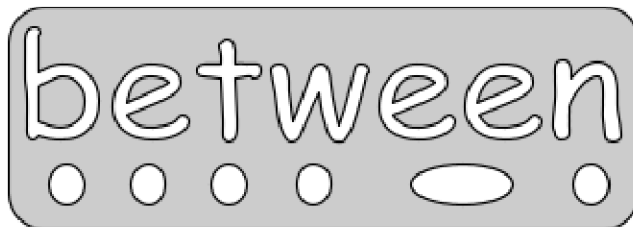
(oo digraph)




(er digraph, silent e)



(long o sound at the end)



(long e sound for the singular and double e)



(long i sound)

Set 5 Book 6:  
The Visit

Post-Reading Worksheets

Name: \_\_\_\_\_

Read the words. Cut out the words. Then sort the following words into long and short vowel categories.

Short Vowels

Long Vowels

bus	sign	honk	tiny
cross	white	visit	



**ANSWERS**

Name: \_\_\_\_\_

Read the words. Cut out the words. Then sort the following words into long and short vowel categories.

## Short Vowels

bus

honk

cross

visit

## Long Vowels

sign


tiny

white

**ANSWERS**

Name: \_\_\_\_\_

**U-consonant-silent e** words can be tricky because the **U** can represent two sounds. It can represent the **long u sound** or the **ew sound**. Practice saying the 2 sounds that the **U** can represent.



Which sound does the **U** in this word represent?

